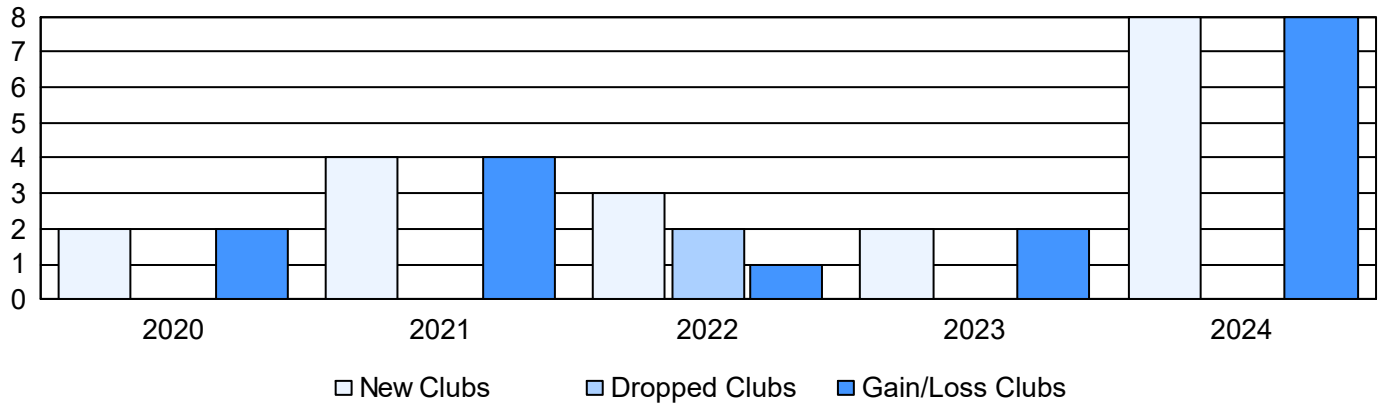
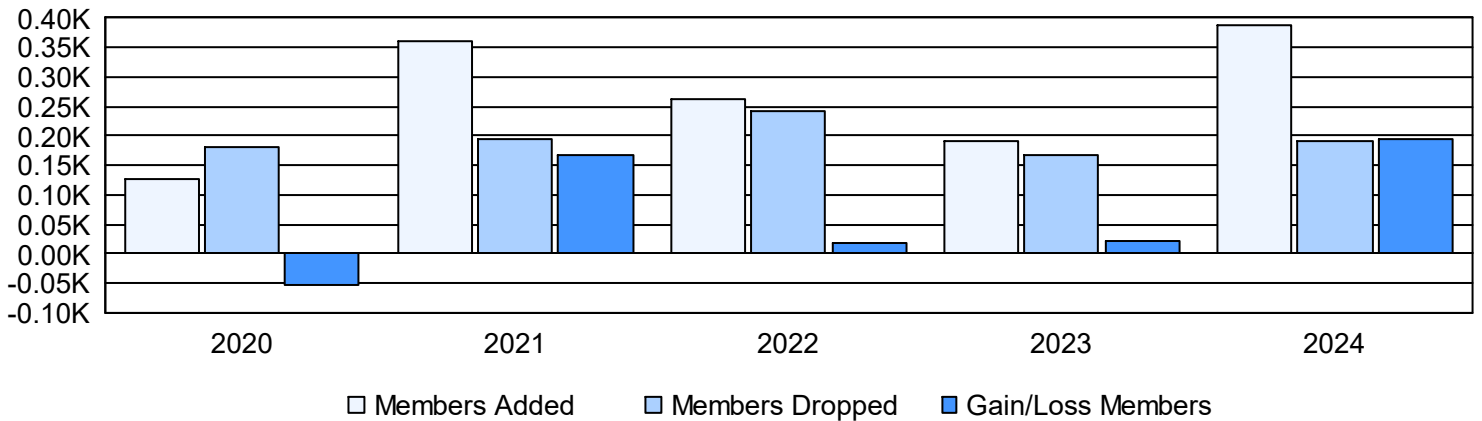


Year	New Clubs	Dropped Clubs	Gain/ Loss Clubs	New Members	Charter Members	Reinstate Members	Transfer Members	Total Member Added	Total Members Dropped	Gain/ Loss Members
2019-2020	2	0	2	64	50	8	4	126	180	-54
2020-2021	4	0	4	217	122	22	1	362	193	169
2021-2022	3	2	1	133	95	30	4	262	243	19
2022-2023	2	0	2	139	45	2	4	190	169	21
2023-2024	8	0	8	171	198	18	0	387	192	195
Average	4	0	3	145	102	16	3	265	195	70

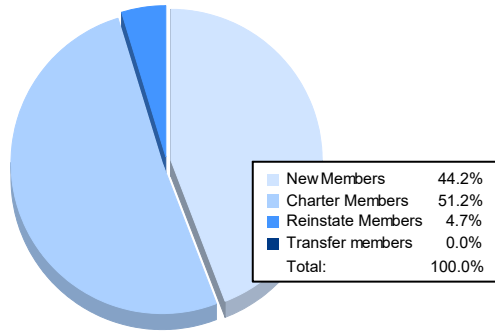
Clubs



Members



Membership Composition June 2024 Cumulative



Gender Composition June 2024 Cumulative

